



February 6

More Miracles

Today's Bible story is about

In the Jordan River



Some Pointers for Teachers~

- Plan ahead-
Take time to review the lesson and make sure you have all the materials you need.
- Use your Bible-
Children need to know that this lesson comes from God's Word. Even if you are telling the story in your own words have your Bible present.
- Make it FUN!
The more fun you make this Bible story, the more powerful it will be! It's okay to be silly!
- Use Visuals-
Some Bible stories can come alive by adding visual objects. Visual objects can aid in helping the children to remember the story.

- Relate to the Children-
Show that you care about the children by learning their names and making eye contact when you speak to them. Try to involve all the children.
- Changing Voice Tone-
When telling your story, sometimes use a whisper voice, other times don't be afraid to be loud! This can help keep the children's attention.
- Prepare yourself to ask age appropriate questions about the story-
Give the children hints and make sure you thank them for trying to answer even if it's not quite the answer you were hoping for.
- Pray-
Ask God to prepare your heart and the hearts of the children to receive the Lord's message. This may be the day that you are used to change the life of a child forever for Jesus!


BIBLICAL THEME: To show the powers and might of Jesus through studying His miracles.

BIBLE STORY: Beginner's bible page 310-315 In The Jordan River

S.S. CIRCLE TIME: Begin by explaining how much Jesus loves them and who Jesus is, the Son of God. Read the Bible Story, using the Beginner's Bible. Emphasis on what a miracle is and that God loves us.

Verse of the month-

You are the God who performs miracles; you display your power among the peoples
Psalm 77:14





February 6

More Miracles

Today's Bible story is about

In the Jordan River

DISCUSSION IDEAS: (Feel free to add your own as the Lord leads you!)

Joseph and Mary took Jesus to the temple. What is a temple? A temple is a very special place where they went to worship God. Who did they meet there? Simeon was an old man, and Anna was an old woman. They had both waited a long time to see God's Son. They had been very faithful and obedient. They knew what a very special baby Jesus was. Simeon and Anna knew that God is always faithful to keep His promises. Who can think of some times when they have been patient? When have you had to wait a long time to get something that was promised? It can be very hard to wait, but it makes God happy when we are patient.



February 13

More Miracles

Today's Bible story is about

Helpers and Friends



Some Pointers for Teachers~

- ☞ **Plan ahead-**
Take time to review the lesson and make sure you have all the materials you need.
- ☞ **Use your Bible-**
Children need to know that this lesson comes from God's Word. Even if you are telling the story in your own words have your Bible present.
- ☞ **Make it FUN!**
The more fun you make this Bible story, the more powerful it will be! It's okay to be silly!
- ☞ **Use Visuals-**
Some Bible stories can come alive by adding visual objects. Visual objects can aid in helping the children to remember the story.

- ☞ **Relate to the Children-**
Show that you care about the children by learning their names and making eye contact when you speak to them. Try to involve all the children.
- ☞ **Changing Voice Tone-**
When telling your story, sometimes use a whisper voice, other times don't be afraid to be loud! This can help keep the children's attention.
- ☞ **Prepare yourself to ask age appropriate questions about the story-**
Give the children hints and make sure you thank them for trying to answer even if it's not quite the answer you were hoping for.
- ☞ **Pray-**
Ask God to prepare your heart and the hearts of the children to receive the Lord's message. This may be the day that you are used to change the life of a child forever for Jesus!

BIBLICAL THEME: To show the powers and might of Jesus through studying His miracles


BIBLE STORY: Beginner's bible page 316-319 Helpers and Friends

Optional Story: See script at the end of this lesson.

S.S. CIRCLE TIME: Begin by explaining how much Jesus loves them and who Jesus is the Son of God. Talk about what a miracle is. Read the Bible story.

Verse of the month-

You are the God who performs miracles; you display your power among the peoples
Psalm 77:14





February 13

More Miracles

Today's Bible story is about

Helpers and Friends

QUESTIONS & DISCUSSION IDEAS: (Feel free to add your own as the Lord leads you!)

What did Jesus need? He needed helpers and friends that would help Him with His work. Where did He find His helpers? He found His helpers in all kinds of places some were fishermen, another was a tax collector, one man was just sitting by a tree. Our Bible says, "Come, follow Me," Jesus said." Jesus said this to His helpers because Jesus wanted them to learn more about Him and about God, too. I'm glad we can learn about God and Jesus too.

Jesus' helpers were happy to be with Jesus. They were happy to learn about God. I'm glad we can learn about God and His Son, Jesus, too. What are some ways we can learn about God and Jesus? We can listen to Bible stories. Talk to our parents and teachers. Sing songs about God and Jesus. Say Bible verses and pray.



February 13

More Miracles

Today's Bible story is about

Helpers and Friends

Prop: a picture of Jesus calling his disciples.

Summary: Jesus calls us to follow him.

How many of you have ever played "Simon Says?" [Show of hands.] Let's try it. [Test them to see if they follow directions.] Today I want to talk to you about what it means to follow Jesus.

One day Jesus saw a tax collector named Levi while he was working. Collecting taxes was not a fun job because nobody liked the person who made you pay taxes. Some tax collectors were crooked and took up more tax than they were supposed to take and they spent this extra money on themselves. Jesus didn't look at Levi for the job he held, or what other people thought about him, he looked at his heart and told him **Follow me.**

What happened next is one of the most amazing things recorded in the Bible. **And he left all, rose up, and followed him.** The Bible says that Levi walked off the job, leaving the money behind. He completely left his old way of life and started to follow Jesus immediately. He didn't want to continue living in sin, doing bad things. He decided right then and there to leave his old ways behind him and start a new life. When someone turns away from doing bad things, we call that repentance. When a person does what God says to do, we call that obedience. Levi did both.

Just as Levi followed Jesus, we are called to follow Jesus also. Jesus knows that we all have sinned and need to repent of our sins. He wants to give us a chance to turn away from doing bad things, and start doing good things. He has given us an example in the Bible of how to live as he lived, without ever doing anything wrong. Does that mean we will be perfect? No, it only means that is what we should try to do.

Just as it's hard to play "Simon Says" and not make any mistakes, it's hard to live a perfect life without making mistakes. God knows we will make mistakes, but he wants us to ask Jesus to forgive us when we sin and do bad things. Then we can be closer to God and be followers of Jesus.



February 20

More Miracles

Today's Bible story is about

A Wedding Party



Some Pointers for Teachers~

- ☞ **Plan ahead-**
Take time to review the lesson and make sure you have all the materials you need.
- ☞ **Use your Bible-**
Children need to know that this lesson comes from God's Word. Even if you are telling the story in your own words have your Bible present.
- ☞ **Make it FUN!**
The more fun you make this Bible story, the more powerful it will be! It's okay to be silly!
- ☞ **Use Visuals-**
Some Bible stories can come alive by adding visual objects. Visual objects can aid in helping the children to remember the story.

- ☞ **Relate to the Children-**
Show that you care about the children by learning their names and making eye contact when you speak to them. Try to involve all the children.
- ☞ **Changing Voice Tone-**
When telling your story, sometimes use a whisper voice, other times don't be afraid to be loud! This can help keep the children's attention.
- ☞ **Prepare yourself to ask age appropriate questions about the story-**
Give the children hints and make sure you thank them for trying to answer even if it's not quite the answer you were hoping for.
- ☞ **Pray-**
Ask God to prepare your heart and the hearts of the children to receive the Lord's message. This may be the day that you are used to change the life of a child forever for Jesus!

BIBLICAL THEME: To show the powers and might of Jesus through studying His miracles.


BIBLE STORY: Beginner's bible page 320-324 A Wedding Party

Optional Story: Text for an optional story of the miracle follows this lesson

S.S. CIRCLE TIME: Begin by explaining how much Jesus loves them and who Jesus is the Son of God. Talk about what a miracle is. Read the Bible story..

Verse of the month-

You are the God who performs miracles; you display your power among the peoples
Psalm 77:14





February 20

More Miracles

Today's Bible story is about

A Wedding Party

.DISCUSSION IDEAS: (Feel free to add your own as the Lord leads you!)

Jesus and His friends went to a wedding party. Who knows what a wedding is? It's a special time when a man and a woman get married. It's a wonderful celebration with lots of food to eat and things to drink. What bad thing had happened at the party? They had run out of things to drink. What did Jesus have the servants do? After they had filled the jars with water what did Jesus ask the servants to do? What had happened to the water in the jars? Jesus had turned the water into wine. It was the best the people at the party had tasted. This was Jesus' first miracle. Jesus used His special power to make the wedding party very special.

Miracle in Cana

Quote: A journey of a thousand miles begins with one step. - Chinese proverb

Text: [John 2:1-11](#)

Prop: A wedding invitation.

Summary: Jesus performed his first miracle in Cana (pronounced KAY-nah) of Galilee at a wedding. We must be willing to take the first step in following Christ for our life to change.

Have you ever been to a wedding? This is a wedding invitation. [Show invitation.] It is used to invite people to a wedding. Weddings are happy times. Many friends and relatives gather to share in the beginning of a couple's new life together as husband and wife. After the wedding a reception is held with lots of cake and goodies to eat. I bet you like that part the best! <grin> Today I want to tell you about a wedding that Jesus was invited to attend and what happened there.

[Read [John 2:1-11.](#)]

It was common to drink wine at weddings in Galilee. At some point during the wedding reception they ran out of wine. Mary, the mother of Jesus, told him this. She encouraged Jesus to begin to show his power as the Son of God. Jesus knew that it would be much later in his ministry before he would do his greatest work of salvation on the cross, yet he chose to do his first miracle at this wedding. So Jesus turned the ordinary water into a fine wine. It was so good that the governor of the feast complimented the groom for saving the best wine for last.

Jesus is the Son of God and has power to change anything. He can change the worst sinner into a child of God! One day there will be a wedding in heaven and you have been invited to attend! The wedding will be of Jesus (the groom) to his church (the bride). People who ask Jesus to be their personal Savior will be there. Just



February 20

More Miracles

Today's Bible story is about

A Wedding Party

as God created marriage for a man and woman to enjoy a close relationship, he wants us to be in a close personal relationship with him for all eternity. That starts when we are born again.

Sometimes the hardest step to take in making a commitment to follow Jesus is the first one. When you know that the Holy Spirit is urging you to step forward and profess Christ as Lord, you must be ready to answer God's call. Jesus may have hesitated to perform his first miracle, but he did it. You may be a little shy too, but you will never regret your decision to trust Jesus as your Savior and Lord. It is the most important decision of your life! When you take that first step, God will perform another miracle. He will change your ordinary life into everlasting life and you will become a child of God!



February 27

More Miracles

Today's Bible story is about

Through the Roof



Some Pointers for Teachers~

- Plan ahead-
Take time to review the lesson and make sure you have all the materials you need.
- Use your Bible-
Children need to know that this lesson comes from God's Word. Even if you are telling the story in your own words have your Bible present.
- Make it FUN!
The more fun you make this Bible story, the more powerful it will be! It's okay to be silly!
- Use Visuals-
Some Bible stories can come alive by adding visual objects. Visual objects can aid in helping the children to remember the story.

- Relate to the Children-
Show that you care about the children by learning their names and making eye contact when you speak to them. Try to involve all the children.
- Changing Voice Tone-
When telling your story, sometimes use a whisper voice, other times don't be afraid to be loud! This can help keep the children's attention.
- Prepare yourself to ask age appropriate questions about the story-
Give the children hints and make sure you thank them for trying to answer even if it's not quite the answer you were hoping for.
- Pray-
Ask God to prepare your heart and the hearts of the children to receive the Lord's message. This may be the day that you are used to change the life of a child forever for Jesus!


BIBLICAL THEME: To show the powers and might of Jesus through studying His miracles.

BIBLE STORY: Beginner's bible page 326-330 Through the Roof.

S.S. CIRCLE TIME: Begin by explaining how much Jesus loves them and who Jesus is the Son of God. Talk about what a miracle is. Read the Bible story..

Verse of the month-

You are the God who performs miracles; you display your power among the peoples
Psalm 77:14





February 27

More Miracles

Today's Bible story is about

Through the Roof

.DISCUSSION IDEAS: (Feel free to add your own as the Lord leads you!)

In today's Bible story, four men took their friend to see Jesus. The man couldn't walk, so the four friends had to carry him? The four friends knew Jesus could help their friend to walk. What happened when they got to the house where Jesus was? What did the men decide to do, when they couldn't get in the house? After they had a hole in the roof of the house what did they do? Jesus performed another miracle and healed the sick man. What did the man and his friends do? They praised and thanked God. We need to remember to thank God for what He does for us. What kind of friends were in the story? They were good friends and kind to their sick friend. Jesus teaches us to be kind to each other. What is a way you can be kind to your friends, your family, other people that you know?